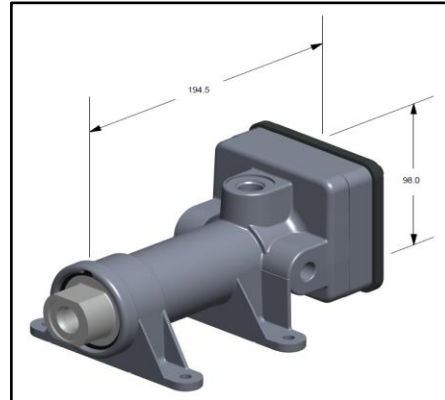
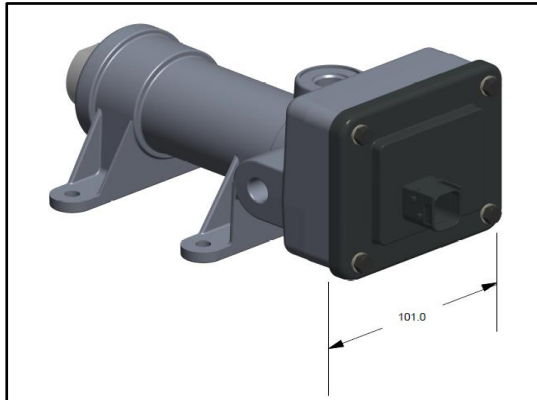




G3 High Pressure Brushless (BLDC) Fuel Pump Technical Datasheet

Computer Model Shown



Features

Speed controlled, Integrated Module via vehicle CANbus network

Pump flow direction can be reversed for serviceability via CANbus

Capable to provide diagnostic information to the ECU or PCM for processing of OBDII faults

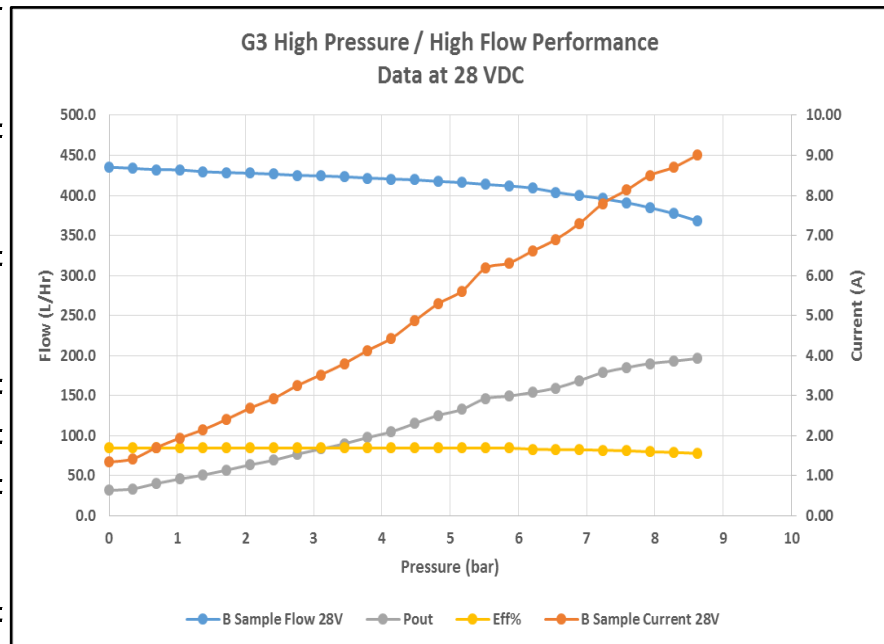
12V and 24V available

Self-Priming

Alternate flow performance curves available with different gerotor gear sets

Production configuration shown

Pump Weight = 1.932 kg



Description	Specification	Description	Specification
Operating Temperature	-40°C - 80°C	Operating Fuels	Diesel, SME - B20, RME
Operating Pressure	0 - 7 Bar	Required Upstream Filtration	10 Micron
24V Dry Vacuum Performance	12 In-Hg	24V Dry Vacuum Current	1.0 Amp

Carter and Customer Confidential